



Kentucky High School Athletic Association

2280 Executive Drive ° Lexington, KY 40505 ° www.khsaa.org ° (859)299-5472 (859)293-5999 (fax)

MEMORANDUM

To: Superintendent, Principal, and Athletic Director
Covington - Latin High School

From: Brigid L. DeVries, Commissioner
Larry Boucher, Assistant Commissioner *LB*


Date: July 27, 2006

Subject: 2005-2006 Title IX Annual Report Forms Submission

Enclosed please find a copy of Form T-65, the 2005-2006 KHSAA Title IX Annual Report Submission Status Report. In addition, you may find an attachment with corrected copies of the forms submitted by your school personnel. Please review this information so the forms can be completed accurately in the future.

Also, KHSAA Audit Team Members may have requested resubmission of some of the 2005-2006 Annual Report Forms or need additional information on your athletic programs. Please submit this information by the date requested if this is applicable. Copies and all KHSAA Title IX documents must be kept current and included in your permanent Title IX File at the school. All documents are subject to Open Records Requests.

Should you need any further information, please do not hesitate to call anytime.



**KHSAA TITLE IX
ANNUAL REPORT SUBMISSION
STATUS REPORT
2005-2006**

KHSAA Form T65
Revised 8/05

TO: KHSAA Member School Superintendents, Principals, and Athletic Directors

FROM: Brigid L. DeVries, Commissioner
Larry Boucher, Assistant Commissioner

DATE: 7/26/2006

School	Covington Latin	Reviewed by	Reba Woodall
--------	-----------------	-------------	--------------

The following is a status report regarding the required 2005 - 2006 Title IX Annual Report submission of forms due into the KHSAA office by April 15, 2006. Appropriate KHSAA Audit Team personnel have reviewed these forms and the following is a summary of this review.

I. Checklist of Forms properly submitted in a satisfactory manner:

<input checked="" type="checkbox"/>	GE 19 (Annual Verification)	<input checked="" type="checkbox"/>	T-35 (Budget Expenses)
<input checked="" type="checkbox"/>	T-1 (Summary Program Chart 1)	<input checked="" type="checkbox"/>	T-36 (Budget Expenses)
	T-2 (Summary Program Chart 2)	<input checked="" type="checkbox"/>	T-41 (Checklist – Overall Interscholastic Program)
<input checked="" type="checkbox"/>	T-3 (Summary Program Chart 3)	<input checked="" type="checkbox"/>	T-60 (Corrective Action Plan)
<input checked="" type="checkbox"/>	T-4 (Summary Program Chart 4)	<input checked="" type="checkbox"/>	T-63 (Interscholastic Survey Results)

II. Status

A.		2005 – 2006 Forms are satisfactory and no further information or action is necessary at this time.
B.	<input checked="" type="checkbox"/>	Errors have been noted with respect to the following forms: T-2 - math error: column 4, row 8, and column 5, row 8. Corrected copy returned to school for placement in 2006 Annual Report and permanent Title IX file.
C.		The following forms were omitted and must be submitted by school representatives:
D.	<input checked="" type="checkbox"/>	Other Recommendation and Comments: Thank you very much for all your hard work.

2005-2006
ACCOMMODATION OF INTERESTS AND ABILITIES
SUMMARY PROGRAM CHART 2

KHSAA
 Form T2
 Rev. 9/05

Participation Opportunities Test Two

		Column 1	Column 2	Column 3	Column 4	Column 5	
Program		Number of Teams Currently Offered	Number of Participants	Number of Teams Added Since the beginning of the 2001-2002 School Year	Number of Participants Added Since the beginning of the 2001-2002 School Year	Percent of Total Participation By Sex Added Since the beginning of the 2001-2002 School Year	
GIRLS	Row 1	varsity:	5	48	2	16	
	Row 2	j.v.:	5	47	4	38	
	Row 3	frosh:	1	8	1	8	
	Row 4	total:	11	103	7	62	60%
BOYS	Row 5	varsity:	7	104	3	34	
	Row 6	j.v.:	4	40	2	16	
	Row 7	frosh:	0	0	0	9	
	Row 8	total:	11	144	5	50	35% 41

- 1) For Column 1, list the number of interscholastic teams offered for girls and boys at each competitive level (varsity, junior varsity, and freshman). For girls, total each of the entries in Rows 1, 2, and 3 into Row 4. For boys, total Rows 5, 6, and 7 into Row 8.
- 2) For Column 2, list the number of participants at each level. For girls, total each of the entries in Rows 1, 2, and 3 into Row 4. For boys, total Rows 5, 6, and 7 into Row 8. **Note:** The totals in Row 4 for girls and in Row 8 for boys must be the same as the totals in Form T-1, Column 3, Rows 1 and 2 respectively.
- 3) For Column 3, list the number of interscholastic teams that have been added in the last five years at each competitive level. Count each team added during the 5 year period only one time. e.g. Girl's junior varsity soccer was added 3 years ago, count the team only once, not 3 times. For girls, total the entries in Rows 1, 2, and 3 into Row 4. For boys, total Rows 5, 6, and 7 into Row 8.
- 4) For Column 4, list the number of participants that are currently on each level of the teams that were added in the last five years. If a team was added previously but no longer exists, there are no current participants to be added for that team. For girls, total the entries in Rows 1, 2, and 3 into Row 4. For boys, total Rows 5, 6, and 7 into Row 8.
- 5) For Column 5, calculate the percentage of participants that have been added in the last five years. For girls, take the number in Column 4, Row 4 and divide by the number in Column 2, Row 4. For boys, take the number in Column 4, Row 8 and divide it by the number in Column 2, Row 8.

Note: If the percentage of current participants added in the last five years is 25% or greater, compliance with test two may be possible. If less than 25%, then compliance with test three should be analyzed. **CAUTION:** 25% is not a formal compliance standard.

Principal's Signature: Andrew T. Banzel Date: April 10, 2006

2005-2006
ACCOMMODATION OF INTERESTS AND ABILITIES
SUMMARY PROGRAM CHART 1

KHSAA
 Form T1
 Rev. 9/05

Participation Opportunities Test One

		(Column 1)	(Column 2)	(Column 3)	(Column 4)
	Program	Enrollment	Percentage of Total Enrollment	Number of Interscholastic Participants (double and triple count)	Percentage of Total Participation
Row 1	GIRLS	97	39%	103	42%
Row 2	BOYS	150	61%	144	58%
Row 3	Totals	247	100%	247	100%

Instructions:

*Number of 8th grade students & below used in Column 3 and Column 4 calculations if applicable: 14 B + 14 G = 28

- Determine the total number of girls enrolled, (place in Row 1, Column 1). Determine the total number of boys enrolled, (place in Row 2, Column 1).
- Add the total number of girls and boys enrolled to determine total enrollment, (place in Row 3, Column 1).
- Calculate the percentage of total enrollment that is female. (Divide Row 1, Column 1 by row 3, Column 1 and place in Row 1, Column 2.) Calculate the percentage of total enrollment that is male. (Divide Row 2, Column 1 by Row 3, Column 1 and place in Row 2, Column 2.) Note: Row 1, Column 2 plus Row 2, Column 2 should total 100%.
- Ask the head coaches to review the most updated eligibility or squad lists for their teams. Ask coaches to confirm the names of those individuals who are on the team as of the first **date of competition**, and cross out the names of those who were cut from the team or quit the team prior to the first competitive event. Determine the total number of interscholastic athletics participants that are girls, (and place in Row 1, Column 3). In order to determine the total number of athletics participants, an individual should be counted each time he or she participates on a team. For example, if Jane Doe competes on the varsity volleyball team, the junior varsity volleyball team, the junior varsity basketball team, and the varsity softball team, she should be counted as four participants (**do not include club or intramural sports participants, cheerleaders, dance teams, or pom squads**). Calculate the same way for boys and girls. * In addition, should 8th grade students and below play on a Freshman, Junior Varsity, or Varsity team, they should also be counted for each team and sport on which they participate. If applicable, please asterisk the above notation as to how many 8th grade students & below are included in the totals. Using the same procedure, determine the total number of interscholastic athletic participants that are boys, (and place in Row 2, Column 3). Add Row 1, Column 3 plus Row 2, Column 3 to get total participants and place in Row 3, Column 3.
- Calculate the percentage of female participation. (Row 1, Column 3 divided by Row 3, Column 3 and place in Row 1, Column 4.) Calculate the percentage of male participation. (Row 2, Column 3 divided by Row 3, Column 3 and place in Row 2, Column 4.) Note: Row 1, Column 4 plus Row 2, Column 4 should total 100%.

Note: While being within three percent is not a formal compliance standard; if the percent listed in Row 1, Column 4 is within 3% of Row 1, Column 2, then it provides a good target within which compliance is likely.

Principal's Signature: Andrew J. Bascyck Date: April 10, 2006

2005-2006
ACCOMMODATION OF INTERESTS AND ABILITIES
SUMMARY PROGRAM CHART 2

KHSAA
 Form T2
 Rev. 9/05

Participation Opportunities Test Two

			Column 1	Column 2	Column 3	Column 4	Column 5
Program			Number of Teams Currently Offered	Number of Participants	Number of Teams Added Since the beginning of the 2001-2002 School Year	Number of Participants Added Since the beginning of the 2001-2002 School Year	Percent of Total Participation By Sex Added Since the beginning of the 2001-2002 School Year
GIRLS	Row 1	varsity:	5	48	2	16	
	Row 2	j.v.:	5	47	4	38	
	Row 3	frosh:	1	8	1	8	
	Row 4	total:	11	103	7	62	60%
BOYS	Row 5	varsity:	7	104	3	34	
	Row 6	j.v.:	4	40	2	16	
	Row 7	frosh:	0	0	0	9	
	Row 8	total:	11	144	5	50	35% 41

- 1) For Column 1, list the number of interscholastic teams offered for girls and boys at each competitive level (varsity, junior varsity, and freshman). For girls, total each of the entries in Rows 1, 2, and 3 into Row 4. For boys, total Rows 5, 6, and 7 into Row 8.
- 2) For Column 2, list the number of participants at each level. For girls, total each of the entries in Rows 1, 2, and 3 into Row 4. For boys, total Rows 5, 6, and 7 into Row 8. **Note:** The totals in Row 4 for girls and in Row 8 for boys must be the same as the totals in Form T-1, Column 3, Rows 1 and 2 respectively.
- 3) For Column 3, list the number of interscholastic teams that have been added in the last five years at each competitive level. Count each team added during the 5 year period only one time. e.g. Girl's junior varsity soccer was added 3 years ago, count the team only once, not 3 times. For girls, total the entries in Rows 1, 2, and 3 into Row 4. For boys, total Rows 5, 6, and 7 into Row 8.
- 4) For Column 4, list the number of participants that are currently on each level of the teams that were added in the last five years. If a team was added previously but no longer exists, there are no current participants to be added for that team. For girls, total the entries in Rows 1, 2, and 3 into Row 4. For boys, total Rows 5, 6, and 7 into Row 8.
- 5) For Column 5, calculate the percentage of participants that have been added in the last five years. For girls, take the number in Column 4, Row 4 and divide by the number in Column 2, Row 4. For boys, take the number in Column 4, Row 8 and divide it by the number in Column 2, Row 8.

Note: If the percentage of current participants added in the last five years is 25% or greater, compliance with test two may be possible. If less than 25%, then compliance with test three should be analyzed. **CAUTION:** 25% is not a formal compliance standard.

Principal's Signature: Andrew T. Banzel Date: April 10, 2006

2005-2006
ACCOMMODATION OF INTERESTS AND ABILITIES
SUMMARY PROGRAM CHART 3

Participation Opportunities Test Three

FOR ANY QUESTION ANSWERED "YES" IDENTIFY THE RESPECTIVE SPORT(S).

	GIRLS (Yes / No)		BOYS (Yes / No)
1. For a sport not currently played at the interscholastic level (varsity, junior varsity, or freshman) in your school, is there an intramural team offered for that sport?	NO		NO
2. For a sport <u>not</u> currently offered in your interscholastic athletics program, is there sufficient interest to form a viable interscholastic team based on participation on an intramural team or community recreation teams?	NO		NO
3. For a sport <u>not</u> currently offered, is there sufficient interest, based on your most recent Student Interest Survey, to form a viable interscholastic team based on student responses from the interscholastic survey? If yes, what sport?	NO		NO
4. For a sport currently offered at the varsity level only, is there sufficient interest, based on your most recent Student Interest Survey, to form a viable team for a junior varsity or freshman team that is not currently offered?	NO		NO
5. For a sport currently offered at the junior varsity or freshman level is there sufficient interest, based on your most recent Student Interest Survey, to form a varsity team not currently offered?	NO		NO
6. If you answered YES to question (1), (2), (3), (4), or (5), are there enough high schools in your geographic area offering the sport (at the appropriate level) to allow for the development of a reasonable schedule of competition?	NA		NA

Principal's Signature: Andrew J. Baerzale Date: 04-10-06

2005-2006
ACCOMODATION OF INTERESTS AND ABILITIES
SUMMARY PROGRAM CHART 4

Levels of Competition Test One

		Column 1	Column 2	Column 3
Girls	Team Levels	Number of Teams Currently Offered	Number of Participants	Percentage of Participants at Each Level
Row 1	varsity:	5	48	46.6
Row 2	j.v.:	5	47	45.6
Row 3	frosh:	1	8	7.8
Row 4	total:		103	100%
Boys				
Row 5	varsity:	7	104	72.2
Row 6	j.v.:	4	40	27.8
Row 7	frosh:	0	0	0
Row 8	total:		144	100%

- 1) Column 1, list the number of interscholastic teams offered for girls and boys at each competitive level; varsity, junior varsity, and freshman. (Refer to Form T-2, Accommodation of Interests and Abilities, Summary Program Chart 2, Column 1.)
- 2) For Column 2, list the number of participants at each level. For girls, total the entries in Rows 1, 2, and 3 into Row 4. For boys, total the entries in Rows 5, 6, and 7 into Row 8. (Refer to Form T-2, Accommodation of Interests and Abilities, Summary Program Chart 2, Column 2.)
- 3) For Column 3, calculate the percentage of female and male participants at each level.
For girls' varsity, junior varsity, and frosh, respectively:
 - Divide Column 2, Row 1 by Column 2, Row 4, and place the percentage in Column 3, Row 1.
 - Divide Column 2, Row 2 by Column 2, Row 4, and place the percentage in Column 3, Row 2.
 - Divide Column 2, Row 3 by Column 2, Row 4, and place the percentage in Column 3, Row 3.
 -
 For boys' varsity, junior varsity, and frosh, respectively:
 - Divide Column 2, Row 5 by Column 2, Row 8, and place the percentage in Column 3, Row 5.
 - Divide Column 2, Row 6 by Column 2, Row 8, and place the percentage in Column 3, Row 6.
 - Divide Column 2, Row 7 by Column 2, Row 8, and place the percentage in Column 3, Row 7.

Principal's Signature: Andrew J. Raczak Date: 04-10-06

**2005-2006
ACTUAL EXPENDITURES - PROGRAM COMPARISON CHART I
TO INCLUDE BOOSTER CLUB FUNDING**

*See
revised copy*

	equipment and supplies		travel		awards		coaches' salaries (to include supplemental and extended employment; dollar amount needed)		facilities improvements		publications (if sport-specific)	
	Expenditures		Expenditures		Expenditures		Expenditures		Expenditures		Expenditures	
	School	Booster	School	Booster	School	Booster	School	Booster	School	Booster	School	Booster
G basketball			18.72			86.18	500.00	50.00	400.00		n/a	10549
B basketball	1420.60		138.24			146.03	1900.00	50.00	800.00		n/a	4454.81
G softball	115.80		28.32			86.18	800.00	50.00	40.00		n/a	1120.30
B baseball	277.40		47.20			86.18	800.00	50.00			n/a	1260.78
G cross country			49.12			66.23	300.00	25.00			n/a	440.35
B cross country			49.12			66.23	300.00	25.00			n/a	440.35
G golf	No Team	2004 -05					0				n/a	
B golf			26.88			66.23	600.00	50.00			n/a	743.11
G soccer	No Team	2004-05					800.00				n/a	800
B soccer			16.00			86.18	1900.00	50.00			n/a	2052.18
G swimming			6.08			46.28	150.00	25.00			n/a	227.36
B swimming			6.05			46.28	150.00	25.00			n/a	227.33

1. Total expenditures on T-35 and T-36 on the 2005-2006 year report due by April 15, 2006, should reflect the total monies spent (rounded off to nearest hundred) for the entire school year of 2004-2005 ending June 30, 2005.
 2. Booster Club Funding/Contributions must be included in the expenditures total.

Principal's Signature: Andrew J. Bawinkel Date: April 10, 2006
 Copyright 1999, Good Sports, Inc., Title X and Gender Equity Specialists. All rights reserved.

*See attached in back
new copy book*

**2005-2006
ACTUAL EXPENDITURES - PROGRAM COMPARISON CHART 2
TO INCLUDE BOOSTER CLUB FUNDING**

	equipment and supplies		travel		awards		coaches' salaries (to include supplemental and extended employment; dollar amount needed)		facilities improvements		publications (if sport-specific)	
	Expenditures		Expenditures		Expenditures		Expenditures		Expenditures		Expenditures	
	School	Booster	School	Booster	School	Booster	School	Booster	School	Booster	School	Booster
G track			4.96			96.16	300.00			401	n/a	401/02
B track			4.96			96.15	300.00			401	n/a	401/11
G tennis	34.98		22.40			66.23	625.00			748	n/a	
B tennis	34.97		30.72			66.23	775.00			907	n/a	
G volleyball	87.80		111.68			106.13	1400.00	1987.50		3694	n/a	
B wrestling	No Team 2004-05						0				n/a	
G (list sport) Cheerleading			78.88			66.23	300.00	432.50		878	n/a	(877.61)
B football	No Team 2004-05						0				n/a	
G (list sport)												
B (list sport)												

178.61
706.92
3693.11

1. Total expenditures on T-35 and T-36 on the 2005-2006 year report due by April 15, 2006, should reflect the total monies spent (rounded off to nearest hundred) for the entire school year of 2004-2005 ending June 30, 2005.

2. Booster Club Funding/Contributions must be included in the expenditures total.

Indicate percentage of total expenditures for each gender:

Gender	Expenditures	Percentage
Boys	\$ 10,744.05	55%
Girls	\$ 8,688.36	45%
Total:	\$ 19,432.41	100%

10,485
8485 NOC
931.3NC
TWC
19878
TWC

Principal's Signature: Andrew T. Baumann Date: April 10, 2006
 Copyright 1999, Good Sports, Inc., Title X and Gender Equity Specialists. All rights reserved.
 P.06 82
per B 73
18970
TWC

2005-2006 KHSAA TITLE IX ATHLETICS AUDIT

KHSAA
Form T41
Rev. 9/05

Checklist - Overall Interscholastic Athletics Program

DIRECTIONS:

For the Areas of Compliance (Opportunities and Benefits) listed on the left hand side of the page, place a checkmark under the appropriate column identifying whether your school provided an advantage to the Girls' Program, or to the Boys' Program or to Neither Program.

Areas of Compliance:	ADVANTAGE TO:		
	GIRLS' PROGRAM	BOYS' PROGRAM	NEITHER PROGRAM
OPPORTUNITIES			
Accommodation of Interest and Abilities			✓
BENEFITS			
Equipment and Supplies			✓
Scheduling of Games and Practice Time			✓
Travel and Per Diem Allowances			✓
Coaching			✓
Locker Rooms, Practice and Competitive Facilities			✓
Medical and Training Facilities and Services			✓
Publicity			✓
Support Services			✓
Athletic Scholarships			✓
Tutoring			✓
Housing and Dining Facilities and Services			✓
Recruitment of Student Athletes			✓

Principal's Signature: Andrew J. Barysh Date: 04-10-06

SCHOOL NAME

2005-2006
TITLE IX

Covington Latin School

CORRECTIVE ACTION PLAN

DIRECTIONS:

1. For Column 1, indicate the intended area which needs corrective action in order to achieve gender equity. For Column 2, write the suggested change or activities that will correct the area in need of alteration. For Column 3, include the estimated completion date for the changes or activities.
2. It is possible to attain compliance with Title IX and no longer need "corrective" action. However, the KHSAA strongly encourages compliant schools to identify items for improvement (Column 1), activities to accomplish the improvement (Column 2) and a timetable for completion (Column 3) that will strengthen the athletic program.
3. You may copy this form as needed. Please attach corrective action plans along with audit forms and submit by April 15, 2006.

COLUMN 1 ITEM FOR CORRECTION/ IMPROVEMENT	COLUMN 2 SUGGESTED CHANGE/ ACTIVITIES	COLUMN 3 TIME TABLE FOR CORRECTIVE ACTION/ COMPLETION
Move the JV Girl's Soccer to the Varsity level.	Continue to support the JV soccer program and spring participation of players	Ongoing effort 2007 estimate
Move the Girl's Jr. High Basketball team to the Varsity Level	Continue to support the girls team and encourage participation in out of school teams	Ongoing effort 2008 estimate

Principal's Signature: Andrew T. Baugh Date: April 10, 2006



2005-2006 INTERSCHOLASTIC
ATHLETICS SURVEY
Summary of Student Responses

KHSAA
Form T63
Rev. 9/05

School Name: Covington Latin School

School Enrollment: 247 (SHOULD AGREE WITH FORM T-1)

Date: 4/5/06

Completed By: Gene Morrison, Athletic Director

Instructions:

1. Summarize the Student Athletics Interest Surveys Form T-61 by listing the total number of responses on the line next to each sport.
2. Under the Other Category please provide a listing of the sports as well as the number of students who are interested in participating.
3. Please sign and date this Summary Form (T-63) and mail this Summary Form only to the KHSAA by April 15, 2006. Do not mail the student surveys (Form T-61). However, these Forms should be maintained in your files in the event they are requested subsequently.

191 Number of Surveys
190 Total Returned (*A minimum of 80% return is expected*) *99/10*
8-11 Grades Surveyed (*Should be grades 9-11 and 8th grade if school has a feeder system*)

How Was The Survey Administered? Given in all home rooms and collected there
(e.g. was it given in all English classes, or all home rooms, or advisee/advisor?)

KHSAA Sanctioned Fall Sports (*List Total Number of Participation Responses*)

10 Cross Country (Girls)
12 Cross Country (Boys)
11 Football (Boys)
1 Golf (Girls)
18 Golf (Boys)
22 Soccer (Girls)
43 Soccer (Boys)
33 Volleyball (Girls)

Winter Sport (*List Total Number of Participation Responses*)

<u>20</u>	Basketball (Girls)
<u>50</u>	Basketball (Boys)
<u>8</u>	Indoor Track (Girls)
<u>6</u>	Indoor Track (Boys)
<u>16</u>	Swimming & Diving (Girls)
<u>10</u>	Swimming & Diving (Boys)
<u>2</u>	Wrestling (Boys)

Spring Sport (*List Total Number of Participation Responses*)

<u>23</u>	Baseball (Boys)
<u>6</u>	Fast Pitch Softball (Girls)
<u>24</u>	Slow Pitch Softball (Girls)
<u>9</u>	Tennis (Girls)
<u>20</u>	Tennis (Boys)
<u>20</u>	Track (Girls)
<u>24</u>	Track (Boys)

Non-KHSAA Sanctioned Sports (*From Student Survey T-61 Question 10*)

<u>42</u>	Archery
<u>4</u>	Field Hockey
<u>28</u>	Bowling
<u>0</u>	Boys' Gymnastics
<u>6</u>	Girls' Gymnastics
<u>9</u>	Ice Hockey
<u>6</u>	Boys' Lacrosse
<u>7</u>	Girls' Lacrosse
<u>20</u>	Rifle
<u>4</u>	Rodeo
<u>6</u>	Boys' Volleyball
<u>8</u>	Water Polo
<u>4</u>	Weightlifting

Number of Students who participate in Intramural Sports

(*From Student Survey T-61 Question 5*)

<u>Sport</u>	<u>Number</u>
No Intramural program	

List Intramural Sports students are interested in adding:

(From Student Survey T-61 Question 6)

<u>Sport</u>	<u>Number</u>
Dodgeball	14
Football	10
Basketball	3
Volleyball	3

Participation in Non-School Sports Activities

(From Student Survey T-61 Question 7)

<u>Sport</u>	<u>Number</u>
Soccer	34
Baseball	10
Karate	6
Swim	6
Golf	4

Reasons for not participating in interscholastic athletics

(From Survey Question 8)

- 8 I prefer other activities such as band, chorus, etc.
- 28 I don't have time
- 2 The practice schedules and game times are inconvenient
- 9 The sport I like isn't offered
- 0 It's too expensive
- 1 I prefer to participate in club or intramural sports
- 0 Working
- 14 Other: various responses – too much homework or don't like sports

Student Suggestions to encourage participation

Try it and see how much fun it is

Advertise the teams

Start an intramural program

See how many friends you make

Andrew J. Baucush
Principal's Signature

04-10-06
Date



**KHSAA TITLE IX RE-VISIT
VERIFICATION OF FORMS
2005-2006 SCHOOL YEAR**

KHSAA
Form GE50
Rev. 8/05
Page 1 of 2

The

Covington Latin School
High School

COVINGTON
City

, Kentucky

certifies to the KHSAA that the following is an accurate and true representation of the facts surrounding compliance with 20 V.S.C. Sections 1681-1688, it. Seq. (also known as Title IX).

The following persons are to be identified:


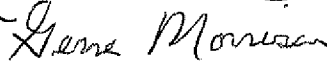

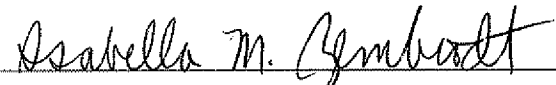
School District Title IX Coordinator:

Name	
Professional Title	
Phone Number	()
Address	

School Title IX Coordinator:

Name	Gene Morrison	
Professional Title	Athletic Director, Teacher and Coach	
Phone Number	(859) 291-7044	(859) 261-5866 (H)
Address	21 E. 11 th Street Covington, KY 41011	13 Levassor Ave. Covington, KY 41014

The following *signatures* verify the authenticity of the documents included:

	SIGNATURE	DATE
Principal		04-10-06
School Title IX Coordinator		4/7/06
Superintendent		4/10/06
District Title IX Coordinator		
School Board Chairperson		4-10-06



**KHSAA TITLE IX RE-VISIT
VERIFICATION OF FORMS
2005-2006 SCHOOL YEAR**

KHSAA
Form GE50
Rev. 8/05
Page 2 of 2

Gender Equity Review Committee Members:

MEMBER NAME	TITLE	SIGNATURE	DATE	(✓)*
Sandy Carroll	Parent - Teacher	<i>[Signature]</i>	4/7/06	↓
Ana Christina Mc Murtry	student	<i>Ana Christina Mc Murtry</i>	4/7/06	↓
Kelly Kusch	Parent Teacher Coach	<i>Kelly Kusch</i>	4/7/06	↓
Gene Morrison	Teacher A.D. Coach	<i>Gene Morrison</i>	4/7/06	↓
Cinda Rudolph	former parent	<i>Cinda L. Rudolph</i>	4/7/06	↓

* - Please check (✓) if Committee member has reviewed this final submission.



Kentucky High School Athletic Association

KHSAA TITLE IX RE-VISIT PARTICIPATION OPPORTUNITIES – SUMMARY CHART 2005-2006 SCHOOL YEAR

KHSAA
Form 170
Rev. 8/05

ATHLETIC PARTICIPATION OPPORTUNITIES					
	TEST I (Proportionality)	TEST II (History)	TEST III (Interest)		
SCHOOL	COLUMN 1 PERCENTAGE OF TOTAL ENROLLMENT BY GENDER	COLUMN 2 PERCENTAGE OF TOTAL PARTICIPATION BY GENDER	COLUMN 3 PERCENT OF TOTAL PARTICIPATION BY GENDER ADDED IN THE PAST 5 YEARS	COLUMN 4 BASED ON RESPONSES TO THE INTERSCHOLASTIC SURVEY, WAS THERE SUFFICIENT INTEREST TO FORM A VIABLE INTERSCHOLASTIC TEAM NOT ALREADY PROVIDED? (Yes/No) IF YES, IDENTIFY THE SPORT(S)	
COVINGTON LATIN SCHOOL					
SCHOOL YEAR:					
GIRLS	2002-2003	32	36	25	NO
	2003-2004	40	41	14	NO
	2004-2005	39	42	60	N/A
SCHOOL YEAR:					
BOYS	2002-2003	68	64	9	NO
	2003-2004	60	59	0	NO
	2004-2005	61	58	35	N/A

Principal's Signature

DIRECTIONS FOR COMPLETING EACH COLUMN ARE ENUMERATED ON PAGES 4 & 5



KHSAA TITLE IX RE-VISIT BENEFITS -- SUMMARY CHART 1 2005-2006 SCHOOL YEAR

KHSAA
Form T71
Rev. 8/05

School Covington Latin

		SCHEDULING				COACHING			SUPPORT SERVICES			
		COLUMN 1 NUMBER OF SCHEDULED REGULAR SEASON VARSITY CONTESTS	COLUMN 2 NUMBER OF HOME "PRIME DATE" CONTESTS (either Friday, Saturday or Sunday)	COLUMN 3 EXPENDITURES FOR ALL COACHES' SALARIES*	COLUMN 4 IS THE HEAD COACH EMPLOYED FULL-TIME ON-CAMPUS? (Y/N)	COLUMN 5 EXPENDITURES FOR EQUIPMENT AND SUPPLIES*	COLUMN 6 EXPENDITURES FOR ANNUAL DUES AND FEES*	COLUMN 7 EXPENDITURES FOR PROMOTIONS/ RECOGNITION* (PUBLICITY, AWARDS, BANQUETS, ETC.)	COLUMN 8 EXPENDITURES FOR TRAVEL & PER DIEM*			
	2004-2005	2004-2005	2005-2006	2004-2005	2005-2006	2004-2005	2004-2005	2004-2005	2004-2005			
G basketball	0	0	0	550.00	N	700.00	86.18	18.72				
B basketball	17	0	1	1950.00	Y	485.00	146.03	138.24				
G softball	18	JV		850.00	Y	282.50	86.18	28.32				
B baseball	14	15		850.00	N	567.50	86.18	47.20				
G cross country	8	8		325.00	N	559.00	66.23	49.12				
B cross country	8	8		325.00	N	559.00	66.23	49.12				
G golf	0	0		0	-	-	-	-				
B golf	12	11		650.00	N	80.00	66.23	26.88				
G soccer	0	JV		800.00	N	-	-	-				
B soccer	17	17		1950.00	N	1119.00	86.18	16.00				

* - Round off Expenditures to the nearest one hundred dollars

DIRECTIONS FOR COMPLETING EACH COLUMN ARE ENUMERATED ON PAGES 8 & 9



KHSAA TITLE IX RE-VISIT BENEFITS -- SUMMARY CHART 2 2005-2006 SCHOOL YEAR

KHSAA
Form T72
Rev. 8/05

School : COVINGTON LATIN

BENEFITS											
SCHEDULING				COACHING				SUPPORT SERVICES			
COLUMN 1 NUMBER OF SCHEDULED REGULAR SEASON VARSITY CONTESTS	COLUMN 2 NUMBER OF HOME "PRIME DATE" CONTESTS (either Friday, Saturday or Sunday)	COLUMN 3 EXPENDITURES FOR ALL COACHES' SALARIES*	COLUMN 4 IS THE HEAD COACH EMPLOYED FULL-TIME ON-CAMPUS? (Y/N)	COLUMN 5 EXPENDITURES FOR EQUIPMENT AND SUPPLIES*	COLUMN 6 EXPENDITURES FOR ANNUAL DUES AND FEES*	COLUMN 7 EXPENDITURES FOR PROMOTIONS/ RECOGNITION* (PUBLICITY, AWARDS, BANQUETS, ETC.)	COLUMN 8 EXPENDITURES FOR TRAVEL & PER DIEM*				
2004-2005	2004-2005	2004-2005	2005-2006	2004-2005	2004-2005	2004-2005	2004-2005				
8	8	175.00	N	90.00	46.28	6.08					
8	8	175.00	N	90.00	46.28	6.08					
10	10	325.00	N	559.00	96.16	4.96					
10	10	325.00	N	559.00	96.15	4.96					
10	11	675.00	Y	34.98	66.23	22.40					
12	10	825.00	Y	34.97	66.23	30.72					
18	17	1450.00	Y	87.80	106.13	111.68					
0	0	0	-	-	-	-					
17	18	300.00	N	195.00	66.23	78.88					
0	0	0	-	0	-	-					

* - Round off Expenditures to the nearest one hundred dollars

DIRECTIONS FOR COMPLETING EACH COLUMN ARE ENUMERATED ON PAGES 8 & 9



**KHSAA TITLE IX RE-VISIT
BENEFITS – PUBLICITY
2005-2006 SCHOOL YEAR**

KHSAA
Form T73
Rev. 8/05

School :Covington Latin , Covington, KY

SUPPORT GROUPS

DIRECTIONS – Please respond to the following questions or statements regarding your cheerleading squad(s) and other support groups. Add pages if more space is needed to answer any of the questions/statements. Please type or write legibly in ink.

1. How many cheerleading squad(s) will your school have for the 2005-2006 school year?

2

2. What is (are) the name(s) of each squad? For example, the following are typical names: generals, or black and gold, or boys' varsity and girls' varsity, or varsity and junior varsity.
Varsity, Jr. Varsity

3. Describe, in detail, the selection process for each named squad.

Cheerleading Selection Method

1. Interest sign up sheet in the spring for next school year.
2. If seven or more are interested, then a squad will be formed.
3. If over ten are interested, then tryouts will be held to limit team to ten.

TRY OUT METHOD

1. Three teachers will be selected to help select team.
2. Head Coach and coach's assistant will help select team.
3. This group of five adults will set the criteria for selection.
4. Practice will take place for two weeks then the selection committee will hold a public tryout and choose the team.

4. How is each cheerleading squad assigned to home and away athletic contests? Include football as well as boys' and girls' basketball (and any other sport) at the varsity and junior varsity levels. Include any rotation plans or alternating game assignments that your squads follow.

GAME ASSIGNMENT

Cheerleaders will cheer at all home games and select local games.

Coaches will select the local away games to cheer. An equal number of Boys' and Girls' Away games will be selected and approved by the Athletic Director to assure equity.

5. Name any squad(s) that takes part in competitive cheerleading events.

None

6. Do you have any other school groups such as pep band, dance teams or mascots that perform at athletic contests (Y/N)? If yes, name them and describe how they are assigned.

Yes. The Trojan. With the cheer squad.



**KHSAA TITLE IX RE-VISIT
CORRECTIVE ACTION - SUMMARY CHART
2005-2006 SCHOOL YEAR**

KHSAA
Form T74
Rev. 8/05

School Covington Latin School

SCHOOL YEAR	COLUMN 1 ITEMS FOR CORRECTION IDENTIFIED BY THE SCHOOL ON APRIL 15TH ANNUAL REPORT	COLUMN 2 STEPS TAKEN TO IMPLEMENT CORRECTIVE ACTION	COLUMN 3 DATE OF COMPLETED CORRECTIVE ACTION
1999-2000	Improve medical care for all teams by contracting trainer.	Contract the services of a sports medicine group for home games.	Fall 2006
2000-2001	Improve medical care for all athletes	Meet with Cincinnati Sports medicine traier and develop plan to contract to cover Soccer, Basketball, Softball & Baseball	Fall 2006

Principal's Signature

Andrew T. Bercy

DIRECTIONS FOR COMPLETING EACH COLUMN ARE ENUMERATED ON PAGE 14



**KHSAA TITLE IX RE-VISIT
CORRECTIVE ACTION – SUMMARY CHART
2005-2006 SCHOOL YEAR**

KHSAA
Form T74
Rev. 8/05

School Covington

Kevin

SCHOOL YEAR	COLUMN 1 ITEMS FOR CORRECTION IDENTIFIED BY THE SCHOOL ON APRIL 15 TH ANNUAL REPORT	COLUMN 2 STEPS TAKEN TO IMPLEMENT CORRECTIVE ACTION	COLUMN 3 DATE OF COMPLETED CORRECTIVE ACTION
2001-2002	Financial limitation of school have left us without trainer for home matches.	Find financial means to hire a trainer.	Fall 2006
2002-2003	Declining female enrollment.	Improve recruitment of 6 th & 7 th grade female students.	Improved in 2004-05 and 2005-06 school years but ongoing effort is being made.

Principal's Signature *Andrew T. Barysh*

DIRECTIONS FOR COMPLETING EACH COLUMN ARE ENUMERATED ON PAGE 14



**KHSAA TITLE IX RE-VISIT
CORRECTIVE ACTION – SUMMARY CHART
2005-2006 SCHOOL YEAR**

KHSAA
Form T74
Rev. 8/05

School Covington Latin

SCHOOL YEAR	COLUMN 1 ITEMS FOR CORRECTION IDENTIFIED BY THE SCHOOL ON APRIL 15TH ANNUAL REPORT	COLUMN 2 STEPS TAKEN TO IMPLEMENT CORRECTIVE ACTION	COLUMN 3 DATE OF COMPLETED CORRECTIVE ACTION
2003-2004	Lack of student member on Title IX Committee. Lack of Cheerleader selection method. Lack of minutes for Title IX meetings. Primetime basketball plan. Lack of uniform rotation plan.	Select student and add to the committee. Form committee to develop a selection procedure. Minutes to be recorded and summary given at next meeting. Form committee to develop plan. A.D. & Headmaster create a plan.	Spring 2004 Fall 2004 Spring 2004 Fall 2004 Spring 2005
2004-2005	Fielding girls soccer team.	Continue support of girls indoor soccer to build more interest in the sport.	Fall 2005 JV

Principal's Signature Andrew T. Baerwald

DIRECTIONS FOR COMPLETING EACH COLUMN ARE ENUMERATED ON PAGE 14

2005-2006
ACTUAL EXPENDITURES - PROGRAM COMPARISON CHART I
TO INCLUDE BOOSTER CLUB FUNDING

	equipment and supplies		travel		awards		coaches' salaries (to include supplemental and extended employment; dollar amount needed)		facilities improvements		publications (if sport-specific)	
	Expenditures		Expenditures		Expenditures		Expenditures		Expenditures		Expenditures	
	School	Booster	School	Booster	School	Booster	School	Booster	School	Booster	School	Booster
G basketball	No Team	2004-05					0					n/a
B basketball	1420.60		138.24			146.03	1900.00	50.00	800.00			n/a 1155
G softball	115.80		28.32			86.18	800.00	50.00	40.00			n/a 1120
B baseball	277.40		47.20			86.18	800.00	50.00				n/a 1260
G cross country			49.12			66.23	300.00	25.00				n/a 440
B cross country			49.12			66.23	300.00	25.00				n/a 440
G golf	No Team	2004-05					0					n/a
B golf			26.88			66.23	600.00	50.00				n/a 743
G soccer	No Team	2004-05					800.00					n/a 800
B soccer			16.00			86.18	1900.00	50.00				n/a 2052
G swimming			6.08			46.28	150.00	25.00				n/a 227
B swimming			6.05			46.28	150.00	25.00				n/a 227

1. Total expenditures on T-35 and T-36 on the 2005-2006 year report due by April 15, 2006, should reflect the total monies spent (rounded off to nearest hundred) for the entire school year of 2004-2005 ending June 30, 2005.
 2. Booster Club Funding/Contributions must be included in the expenditures total.

Principal's Signature: Andrew T. Baughn Date: 05-11-06

Revised

**2005-2006
ACTUAL EXPENDITURES - PROGRAM COMPARISON CHART 2
TO INCLUDE BOOSTER CLUB FUNDING**

	equipment and supplies		travel		awards		coaches' salaries (to include supplemental and extended employment; dollar amount needed)		facilities improvements		publications (if sport-specific)	
	Expenditures		Expenditures		Expenditures		Expenditures		Expenditures		Expenditures	
	School	Booster	School	Booster	School	Booster	School	Booster	School	Booster	School	Booster
G track			4.96			96.16	300.00					n/a Adl
B track			4.96			96.15	300.00					n/a Adl
G tennis	34.98		22.40			66.23	625.00					n/a 9/18
B tennis	34.97		30.72			66.23	775.00					n/a 9/17
G volleyball	87.80		111.68			106.13	1400.00		1987.50			n/a 9/14
B wrestling	No Team	2004-05					0					n/a
G (list sport)												
B football	No Team	2004-05					0					n/a
G (list sport)												
B (list sport)												

1. Total expenditures on T-35 and T-36 on the 2005-2006 year report due by April 15, 2006, should reflect the total monies spent (rounded off to nearest hundred) for the entire school year of 2004-2005 ending June 30, 2005.

2. Booster Club Funding/Contributions must be included in the expenditures total.

Indicate percentage of total expenditures for each gender:

Gender	Expenditures	Percentage
Boys	\$ 10,744.05	61%
Girls	\$ 6,755.85	39%
Total:	\$ 17,499.90	100%

\$ 75 per B
\$ 66 per G ✓

Revised

Principal's Signature: Andrew T. Baenak Date: 05-11-06